

THE COTTAGE NEWSLETTER

FROM THE PRINCIPAL'S OFFICE

Dear Parents

Blessings to you!

This is our first newsletter for My Kidz Cottage. We will be having a termly newsletter to share on updates of the centre.

Time flies and we are reaching end of Term 1. As our school focuses on hands-on learning for our students as well as learning journeys, it enhances their experiential learning and creativity of the students.

We had formally started our computer lessons and the work of the children will be printed out into a portfolio in line with our Art viewing class.

The students had learnt some songs and dance and were enthusiastically looking forward to the Old Folks Home to perform to the elderly. We sincerely thank you for the dry rations that you had contributed for the elderly. The children have definitely learned a valuable lesson on how to care and share with others who are elderly.

Wishing you a great day ahead!

Editor

Jessica Wang

Managing Director



Education is the most powerful weapon which you can use to change the world

By Nelson Mandela

ACTIVITIES

Making Pancakes





The children had a whale of the time making pancakes. They were introduced to the different ingredients needed to make pancakes. They decorated their smiley pancakes with chocolate chips and raisins. It was indeed a joy to see them munching their pancakes with delight.

Making Rice Cakes



We made chocolate rice candy cornflakes with the children. They eagerly mixed the ingredients together and had many servings of the cornflakes.

Gardening Care



The children were given responsibility to water the plants in the school. They also were given seeds to plant in the soil. They were introduced to the essential elements for the plants to grow : sunlight, air and water.

Chinese New Year Celebration (The Year of the Pig)

During our Chinese New Year Celebration, our students and caregivers were all dressed up in festive clothing. We started our celebration with a presentation on the traditions and cultures of Chinese New Year, as well as singing some traditional Chinese New Year songs!

After which, the students were divided into 4 stations.



Station 1 : The fisherman game whereby the students have to fish with the magnetic rods. The children had a lot of fun pretending to be a fisherman!



Station 2 : Students participated in a mosaic pasting activity. They pasted magazine cut-out on a pig template.





Station 3 : We had the red packet craft session. Everyone was able to make a simple fish just by cutting and stapling the red packets.

Station 4 : The students had to fix the jigsaw puzzle in the image of a pig.

Finally, we had our potluck feast generously contributed by the parents. We also had Yu Sheng where all students, parents and teachers came together to wish blessing upon one another.



Changi Airport Field Trip


On 22 February, we had our field trip to Changi Airport Terminal 1 and 3. The students were very excited as they ventured to Changi Airport by coach. We arrived at Terminal 3 where the students took turns to play at the playground and had the artwork with crayon rubbing.



By 10.30am, all of them were hungry where they sat near the water fountain to enjoy the tranquility while eating their snacks.



We took a skytrain to Terminal 1 and they were able to catch a glimpse of the aeroplane.



Project SPARKS - IN collaboration with SMU

One Saturday in a month, we will organise activities in collaboration with SMU volunteers for our students. These activities mainly revolve a theme where there will be art & craft , games and literacy story for the children to interact with. These volunteers are experienced in handling our children as they have been collaborating with us since 2017.

January - New Year Craft

February - Chinese New Year

March - Easter Craft and Easter Egg Hunt

Art Viewing

We introduced our students to Art viewing. They enjoyed the sessions. They were able to make comments based on their observation of the painting. Some students made great observation of the artwork and were able to give logical reasoning on why they said that.

We usually guide the students with these three questions :

- 1) Tell me what you see in the picture
- 2) Why do you say so?
- 3) Look closer and tell me more about it

The responses from the students were spontaneous. Try it at home and you will be surprised on what your little ones may say to you !

Picture of the artwork

Examples of comments made by our students

'I see a man wearing a hat. I see fish.' - Alyssa

'I see a lot of people. .. a man is carrying a birthday cake, I see fruits inside.' - Edler

'I am angry because the man is putting fish on the floor.' - Elena



Gross motor games

It is important that children have gross motor activities at least 1 hour per day. The gross motor activities such as running, jumping, climbing, hopping etc enhance their eye hand coordination as well as their overall muscle development and body coordination.

Suggested games at home

You'll need some open space, but this is a great way to get kids using new muscles. Here are some ideas:



This is a versatile game that can be used to review many different skills. Just tell your learners to find something and tag it. For example, "Find and tag something blue." Or "Find and tag something that starts with /s/."

* Move like an animal

You'll need some open space, but this is a great way to get kids using new muscles. Here are some ideas:

- Move like a bird (run with arms outstretched)

- Move like a snake (wiggle on tummies on the floor)
- Move like a bear (walk on all fours)
- Move like a frog (get down on haunches and hop)
- Move like a kangaroo (take big leaps with arms in front of chest)
- Move like an elephant (with heavy stomping)
- Move like a penguin (waddle with ankles close together and arms pinned to sides)





Old Folks Home Visit

We visited the Old Folks Home on 22 March 2019. Our students were very excited to bring their personalised crafts to give to the elderly. Prior to the visit, the students each made a wish you well card for the elders and we also made a huge rainbow card from the handprints of all our students for the Home. We also received many food contribution from the parents to donate to the Old Folks Home.

We took a school bus to Telok Kurau Lorong G. The residents were waiting for us. The students performed their dance and songs to the delight of the elders. Teacher Jeff is the Mcee for the day where he introduced our school and we had interactive games with the elders.

All of us had fun as we interacted with the elderly folks. Their faces were brightened with radiant smiles when they saw our students performing. Finally, each student gave a specially packed goodie bag to an elder wishing them good health and blessings.



Our Vision

To build a world of hope, respecting one's differences in unity.

Our Mission

To nurture a future generation of positive and diverse learners, providing life skills and education from professionals with a heart to teach.

Our Values

We value each child's potential.

We believe in developing each child's interests.



UPCOMING EVENTS

- PARENTAL TALK ON SPEECH AND LANGUAGE
- PARENTAL TALK ON DIALOGIC READING



It's Good To Keep in Touch